











CURRICULUM MAP – KS1 – PATHWAY 2 - AUTUMN 2 – 2021-22

<p>English</p> 	<p>Power Of Reading Text: What the Ladybird Heard Genre: Contemporary Fiction</p> <ul style="list-style-type: none"> During this teaching sequence, the children will learn to read by joining in the repeated text, responding to the patterns and rhythms and matching these with the print. They will explore the structure of the story through story mapping and storytelling. They will also write for meaning and purpose in narrative and non-narrative forms. 	<p>Mathematics</p> 	<p>Maths Mastery Curriculum</p> <ul style="list-style-type: none"> Number (Number and Place Value): Count, read, write, identify, represent, double and half, and use comparative language. Number (Addition and Subtraction): Augmentation and reduction. Represent and use number bonds; read, write, interpret and solve one-step problems.
<p>Science</p> 	<p>Everyday Materials</p> <ul style="list-style-type: none"> Distinguish between an object and the material from which it is made Identify and name a variety of everyday materials, including wood, plastic, glass, metal, water, and rock Describe the simple physical properties of a variety of everyday materials Compare and group together a variety of everyday materials on the basis of their simple physical properties. <p>Working Scientifically Skills</p> <ul style="list-style-type: none"> Identify and classify Gather & record data to help in answering questions Observe closely, using simple equipment 	<p>Computing</p> 	<p>Networks and the Internet – Understanding Technology</p> <ul style="list-style-type: none"> Explore common technology and devices. Children will explore computers and name the main parts of a computer, and understand their function. Children will learn about how digital content is used beyond school, for example in shops.
<p>Humanities</p> 	<p>Guy Fawkes and the Gunpowder Plot</p>	<p>Art and Design</p> 	<p>The Formal Elements of Art: Line, Tone, Texture and Composition</p> <p>Students will further develop their drawing, shading and mark-making skills, applying key skills learned in Autumn 1, using a range of media techniques, to develop their understanding and ability to:</p> <ul style="list-style-type: none"> Create a range of mixed media mark-making experiments Experiment with the sgraffito technique Explore and respond to artists' work, creating visual pastiches and developments Create and present a final outcome inspired by artist research and prior learning
<p>PSHE</p> 	<p>Core Theme 1: Health and Wellbeing</p> <ul style="list-style-type: none"> Unit: Emotions (Lessons – Happiness, Anger) <p>Core Theme 2: Relationships</p> <ul style="list-style-type: none"> Unit: Communication (Lessons – Feelings, Responses, Opinions, Good manners) 	<p>Religious Education</p> 	<p>Christianity (PlanBee Unit: Christmas Celebrations)</p> <p>During this teaching sequence, the children will:</p> <ul style="list-style-type: none"> Think about what they celebrate and how they celebrate; Recount the Christmas story; Explore how Christians celebrate Christmas; Investigate how Christmas is celebrated by Christians around the world.
<p>Physical Education</p> 	<p>Net/Wall and Target Games</p> <ul style="list-style-type: none"> The children will learn basic throwing and catching skills whilst running in different directions 	<p>Music</p> 	<p>Instruments (aural identification) and reading a sheet music (a Christmas song).</p> <p>The pupils will:</p> <ul style="list-style-type: none"> Be able to identify the sound of the instruments previously played in class and be introduced to the sound of the four main families of orchestral instruments: strings, woodwinds, brass, and percussion. Practice their music theory knowledge by playing a Christmas carol (Good King Wenceslas) on the piano mat. Be mainly playing together in order to develop social skills.