











CURRICULUM MAP – KS1 – PATHWAY 2 - AUTUMN 1 – 2021-22

<p>English</p> 	<p>Power Of Reading Text: Naughty Bus Genre: Picture Book</p> <ul style="list-style-type: none"> During this teaching sequence, the children will think and talk confidently about their response to the book, using predictions, asking questions and making connections with their own experience. They will develop sustained story making and storytelling skills and learn to write for meaning and purpose in a variety of narrative and non-narrative forms. 	<p>Mathematics</p> 	<p>Maths Mastery Curriculum</p> <ul style="list-style-type: none"> Number (Number and Place Value): Count, read, write, identify, represent, double and half, and use comparative language. Number (Addition and Subtraction): Combination and partitioning. Represent and use number bonds; read, write, interpret, represent and solve. Geometry (Properties of Shapes): Recognise common 2-D and 3-D shapes. Geometry (Position and Direction): Describe position, direction and movement.
<p>Science</p> 	<p>Seasonal Changes</p> <ul style="list-style-type: none"> Observe changes across the four seasons Observe and describe weather associated with the seasons and how day length varies. <p>Working Scientifically Skills</p> <ul style="list-style-type: none"> Gather and record data to help in answer questions. Identify and classify Observe closely, using simple equipment 	<p>Computing</p> 	<p>Communication and Collaboration - Personal Information</p> <ul style="list-style-type: none"> Children will learn what is meant by personal information and develop awareness about why it is special. Children will learn about the characteristics of people who we trust, and know that we only share our personal information with good friends and people who looks after us. Children will also learn that personal information is as valuable online to offline and know how and when to take action if they feel in danger.
<p>Humanities</p> 	<p>Where do I live?</p>	<p>Art and Design</p> 	<p>The Formal Elements of Art: Line, Tone and Texture Students will develop their drawing, shading and mark-making skills using a range of media techniques, to develop their understanding and ability to:</p> <ul style="list-style-type: none"> Explore line and block mark-making Create a series of linear transfer drawings Develop symmetrical drawings using line and form Experiment with greyscales, making symmetrically painted images Create tonal range using various levels of pressure Apply tone to an image to create contrast
<p>PSHE</p> 	<p>Core Theme 1: Health and Wellbeing</p> <ul style="list-style-type: none"> Unit: Keeping Safe (Lesson – Internet Safety) <p>Core Theme 2: Relationships</p> <ul style="list-style-type: none"> Unit: Family and Friends (Lessons – Friendship) <p>Core Theme 3: Living in the Wider World</p> <ul style="list-style-type: none"> Unit: Rules and Responsibilities (Lessons – Rules/Expectations, Taking Turns) 	<p>Religious Education</p> 	<p>Sikhism (Plan BEE Unit: What do Sikhs believe?) During this teaching sequence, the children will:</p> <ul style="list-style-type: none"> Find out about Sikhs and how Sikhism began; Find out what being equal means to a Sikh; Find out why Sikhs meditate; Find out why Sikhs believe people should work hard and live honestly; Find out why Sikhs believe people should share.
<p>Physical Education</p> 	<p>Invasion Games</p> <ul style="list-style-type: none"> The children will participate in team games and develop simple hands and feet exercises with equipment 	<p>Music</p> 	<p>Instruments (Visual identification) and introduction to Western music notation. The pupils will:</p> <ul style="list-style-type: none"> Be able to visually recognise and name different instruments. Be introduced to Western music notation (in our 1:1 sessions) in order to 1) get familiar with musical symbols (Treble Clef, staff and notes) and 2) have a basic understanding of pitch (high-low), dynamics (forte-piano), tempo (fast-slow), rhythm (short and long notes) and pulse. We will use a piano mat, a guitar and resonator bells for this purpose. Improvise playing and explore a variety of unpitched percussion instruments: bells, maracas, triangles, Djembes, cymbals and claves.