

Marjory Kinnon School 50 Core Makaton Signs

Booklet for Parents & Carers

50 Signs

- At MKS, we have identified 50 core Makaton signs to teach, promote and use consistently across the day.
- These signs were chosen because they are relevant to all pupils and there are multiple opportunities across the day for pupils, staff members, or family members to use the signs.
- This booklet includes the 50 signs, along with diagrams to show how each one is signed.
- Video demonstrations of each sign can be accessed via the school website.
- You can also follow 'Marjory Kinnon School' on Instagram to see videos of the signs and also join in with our sign of the week.

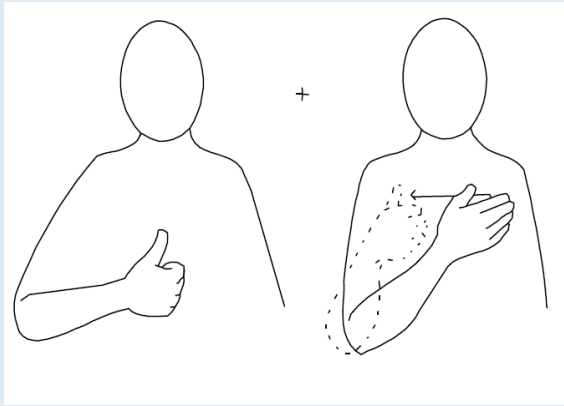
Key Tips for Signing

- Always say the word when you sign.
- Use signs in real life moments – e.g., mealtimes, play, bath time and reading.
- Don't worry or give up if your child is not signing back. Signing helps understanding as well as expression.
- Be consistent. The more you sign, the easier and more automatic it will become.
- Pick a few signs to learn and practice first and then add to these as you become more confident.
- You can start signing with children at any age. It is never too early or too late.

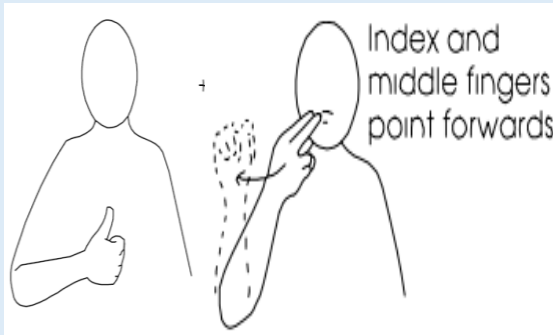
Start today!



Greetings



Good morning



Good afternoon



Greetings



Hello



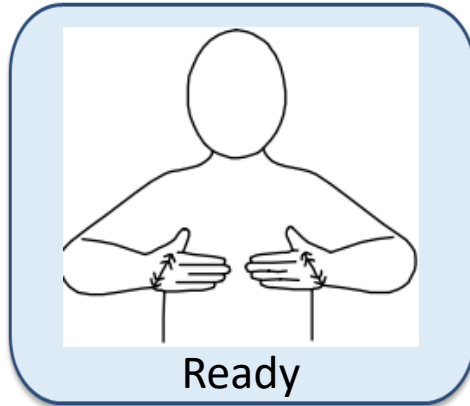
Goodbye



Name




School Values



Blade of right cupped hand moves from left finger tips onto palm

Hands move back together to touch body

Safe

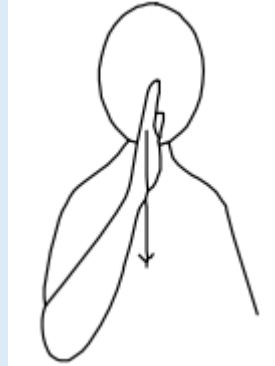




Feelings & States



Happy



Sad



Hot



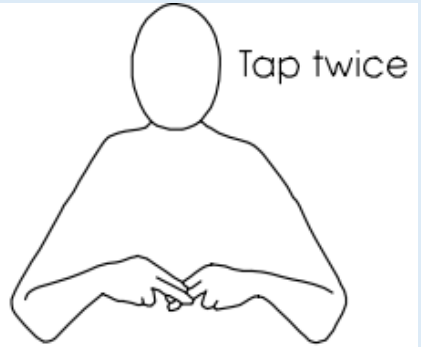
Cold



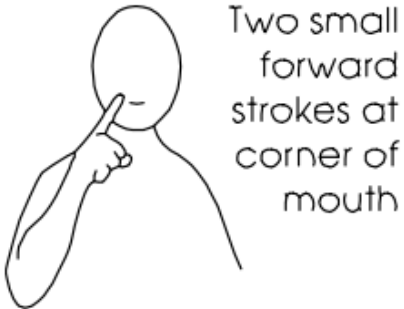
People



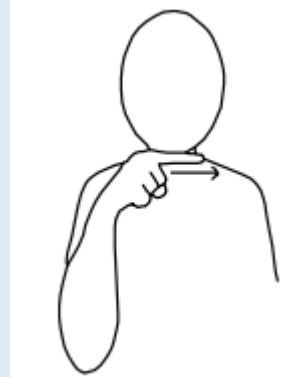
Mum/Mother



Dad/Father



Girl



Boy




People




Lady/Woman



Man



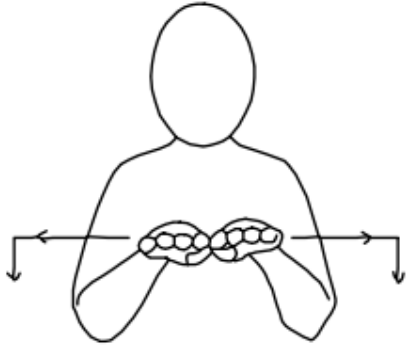
Teacher



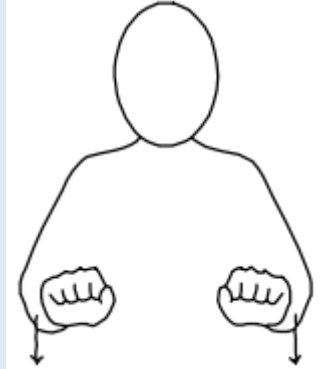
Friend



Everyday Items



Table



Chair



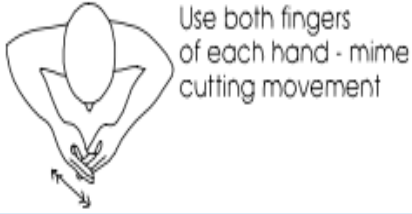
Book



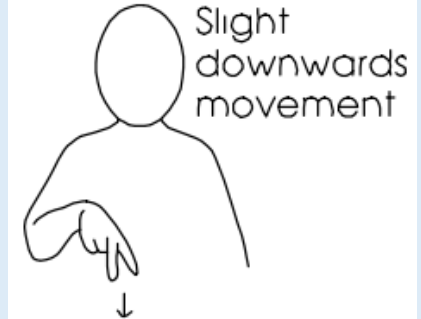
Plate




Everyday Items



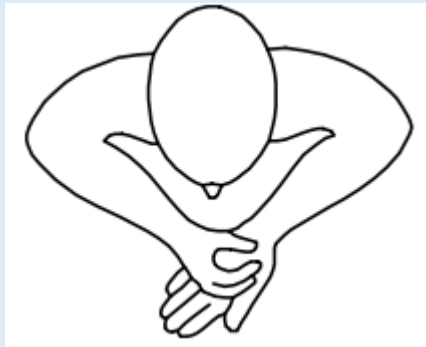
Knife



Fork



Spoon



Cup



Question Words



Who



What



Where



Actions/Verbs



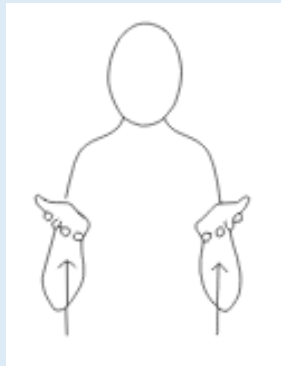
Listen



Sit



Look



Get up



Actions/Verbs



Walk



Play



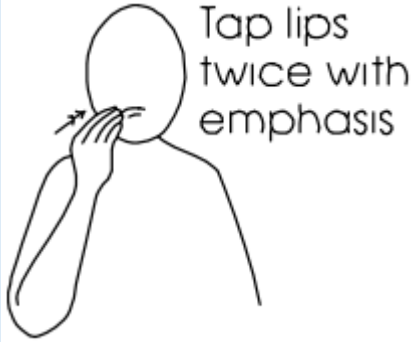
Finish



Help



Actions/Verbs



Eat



Drink



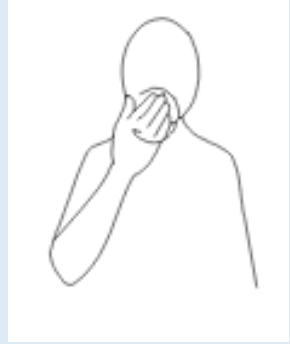
Wait



Places



Home



School



Tip of middle
finger makes
contact with
body and
makes repeat
movement

Toilet



Requests



Yes



No



More



Requests



Please



Thank you